






*University of Colorado School of Law  
Class of 2018 Summary Report—Page 2*

		Full-time Long-term Salaries				
	Number	% of	# with	25th	75th	






Full-time Faculty Salary




Full-time Long-term Salaries





				Full-time Long-term Salaries			
--	--	--	--	------------------------------	--	--	--










	Number of Jobs Reported as:
--	--------------------------------





*Class of 2018--University of Colorado School of Law*  
*Table 1--continued*  
*Graduate Demographics*





*Class of 2018—University of Colorado School of Law*

*Table 2*

*Employment Status by Gender*








*Class of 2018--University of Colorado School of Law*  
*Table 4*  
*Employer Types by Gender*

--	--	--





*Class of 2018—University of Colorado School of Law*

*Table 5*

*Employer Types by Age at Graduation*

































*Class of 2018—University of Colorado School of Law*  
*Table 12*  
*Source of Job by Employer Type*











Table 14

Location of Instate Jobs

In-state location	# of Jobs	% of Jobs
Aurora	1	0.7
Boulder	26	17.6
Colorado Springs	3	2.0
Denver	75	50.7
Englewood	2	1.4
Fort Collins	2	1.4
Greeley	3	2.0
Lakewood	3	2.0
-	-	-



*Class of 2018—University of Colorado School of Law*  
*Table 15*  
*Full and Part-time Jobs by Employer Type*

---